

Catalog #:
Project:
Type:

SBX - Skybox LED Edgelit Flat Panel

This new Edgelit Flat Panel provides comfortable, abundant lighting from a very thin and modern design. Available in 2x2 and 2x4 in multiple color temperatures and dimmable with 0 to 10 Volt dimming. Consult for 1x4 size. The panel is designed for T-Bar recessed mounting with ballast box on the top side of the panel. The panel can be chain or cable mounted with a high tech look with the thin panel profile and the visible driver box on top. The panel has an unobtrusive white edge. These panels are an ideal choice for many applications including offices, circulation spaces, retail and now popular in residential kitchens remodeled to give a skylight appearance

FEATURES & BENEFITS

- Ultra thin LED panel light made from high-grade aluminum
- Environmentally friendly mercury free
- Rated at 50,000 hrs of L70 LED life
- CRI >80
- 0-10 Volt dimmable 120-277V
- High efficacy and UV and IR Free
- PF >99

CONSTRUCTION

Housing is white aluminum that is sealed and Non-IC type fixture. Lens is evenly diffused frosted material. The driver is a Class 2 compliant design, featuring low voltage, limited power and is capable of 0-10V dimming as standard. Available in 35 input watts. Fixture is 80CRI minimum, multiple color temperatures, sizes and wattages are available. 5 year limited system warranty. Listed by and bears cULus label.



DIMENSIONS

SIZE: W x L x Dp in inches
 2x2 - (23.95" x 23.95" x 3.68")
 1x4 - (12" x 47.65" x 3.68")
 2x4 - (23.95" x 47.86" x 3.68")
 Driver - 10.625" x 3.0" x 1.7"

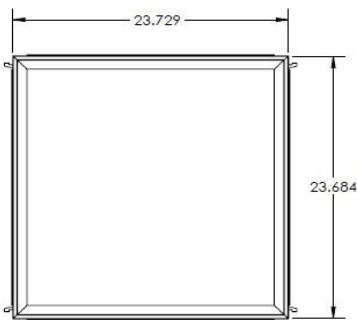
TYPICAL OPTIONS & ACCESSORIES

Emergency battery backup, whips, regressed doors, wire guards, frame kits and lenses.

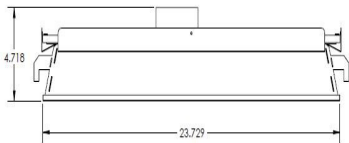


[Click here for complete warranty information](#)

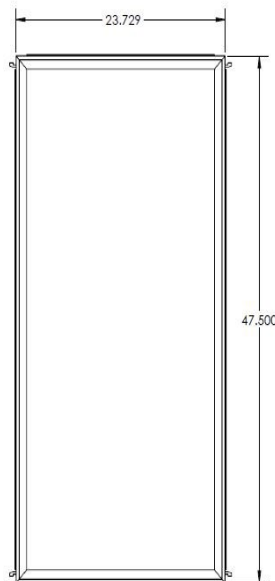
2x2 BACK




2x2 END



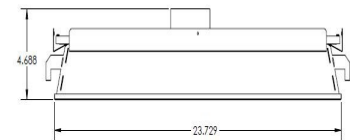
2x4 BACK



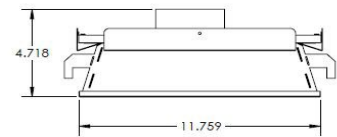
1x4 BACK



2x4 END



1x4 END



We reserve the right to change design, materials, LEDs and finish in any way that will not alter installed appearance or reduce function and performance.

Texas Fluorescents

2055 Luna Rd. Suite 142 Carrollton, TX 75006 || Phone: 972-247-3171 || Fax: 972-247-0200

www.texasfluorescents.com email: sales@texasfluorescents.com

REV. 12/11/2017

Catalog #:
Project:
Type:


SBX - Skybox LED Edgelit Flat Panel

Series	Type	Gear	Wattage & Lumens	Driver	Finish	Color
SBX	14 1 x 4	LED	2x2 & 1x4 only	DMV 0-10V Dimming 120-277V	WH White	35K 3500K 40K 4000K 50K 5000K
Sky Box	22 2 x 2					
LED Slim Flat Panel	24 2 x 4					
			40 40 Watts 5000 Lumens			
			2x4 only			
			50 50 Watts 6250 Lumens			
			75 75 Watts 9375 Lumens			

Front View



Back View



We reserve the right to change design, materials, LEDs and finish in any way that will not alter installed appearance or reduce function and performance.

Texas Fluorescents

2055 Luna Rd. Suite 142 Carrollton, TX 75006 || Phone: 972-247-3171 || Fax: 972-247-0200
www.texasfluorescents.com email: sales@texasfluorescents.com

REV. 12/11/2017