

Applications

- Security, pathway and perimeter lighting
- Building entryways and walkways

Features

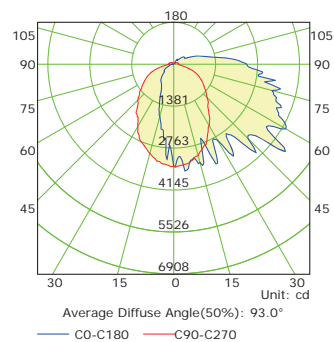
- Multitude of voltage configurations: 120-277V and 347V
- Sealed die-casting profile for outdoor applications
- Replacing 250-400W MH
- Lumen output from 10900-16400lm
- Polycarbonate optical lens with UV stabilizers
- Built-in UL class 2 driver, optional for photocell
- Easy installation, contractor-friendly design
- UL/cUL listed



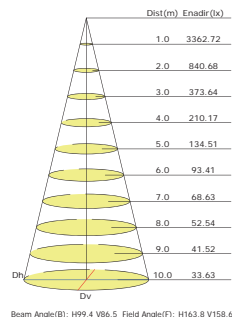
Photometrics

DC200E90W11200LMV50K

Luminous Intensity Distribution Curve

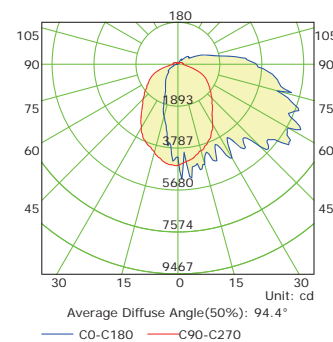


Illuminance at a Distance

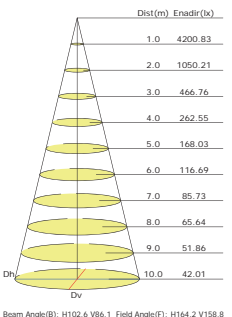


DC200E135W16400LMV50K

Luminous Intensity Distribution Curve

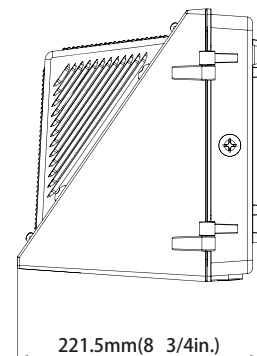
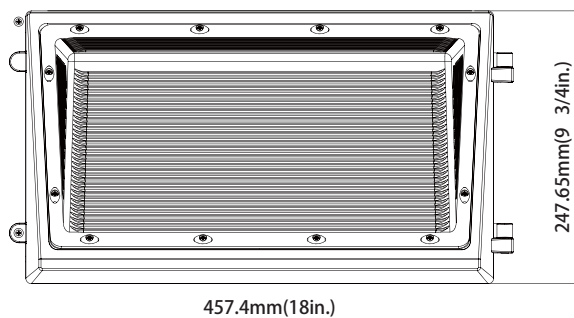


Illuminance at a Distance



Dimensions

All dimensions are inches. Specifications subject to change without notice



ORDERING INFORMATION

Example: DC200E90W11200LMV50K

DC200E

Series

DC200E

90W11200L

Wattage and Lumen

90W11200L 90 System Watts,
11200 Delivered Lumens

135W16400L 135 System Watts,
16400 Delivered Lumens

MV

Driver

MV Multi - Volt
120V-277V

50K

Kelvin Temperature

50K 5000K