

Features

- Sealed die-casting profile for outdoor applications.
- Consumes 17W to replace 120W Incandescent, 25W to replace 50W HID.
- Lumen output from 1900-2700lm.
- Polycarbonate optical lens with UV stabilizers for choosing
- Supports direct wall mounting and J-box mounting, with 1/2 inch entry at the bottom.
- Built-in UL class 2 driver, and 120V/277V photocell.
- UL Wet location listed.

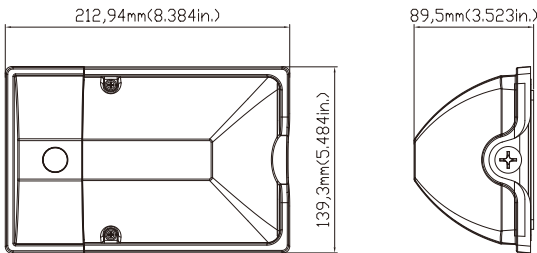


Applications

- Perfect for security, entry ways, stairways, storage and perimeter areas, as well as residential exteriors.

Dimension

unit: mm/inch

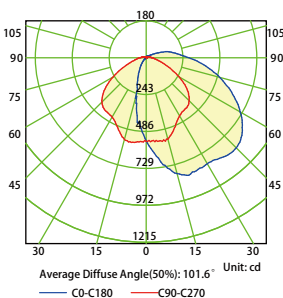


All dimensions are inches. Specifications subject to change without notice

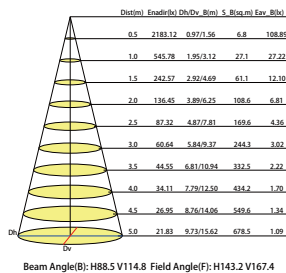
Photometrics

DC056L17W2000LMV50K

Luminous Intensity Distribution Curve

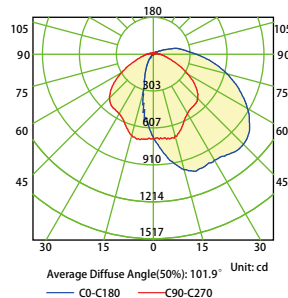


Illuminance at a Distance




DC056L25W2700LMV50K

Luminous Intensity Distribution Curve



Illuminance at a Distance



Catalog Number:
Notes:

DC056L Series

LED WALL MOUNT



Specification

Specification/Model	DC056L17W2000LMV50K	DC056L25W2700LMV50K
Input Power	17W	25W
Lumens output	1850lm	2450lm
Efficacy	118 lm/W	108 lm/W
CRI	70	
Color Temperature	5000K	5000K
Input Voltage	120VAC	
Finish Color	Dark Bronze	
Lens	Polycarbonate (UL Recognized)	
Mounting	Fits electrical box and wall mount directly	
Photocell	Optional	
Energy Efficiency	120W Incandescent	50W HID

Ordering Information

