

Series CH

Wide Body Strip

FEATURES & SPECIFICATIONS

INTENDED USE

Wide body strip for interior warehouse, retail, and utility areas requiring general illumination in a commercial quality strip configuration. Ideal to use with LED T8 bypass lamps.

SIZE W x L x H in inches (mm)

8.62W x 48.00 x 2.50H (220 x 1220 x 65)
and 8.62W x 96.00 x 2.50H (220 x 2440 x 65)


LAMP

3 or 4 lamp positions.

MATERIALS & FEATURES

Housing is die-formed and embossed code 22 gauge steel. Finish is high reflectance baked white enamel. Wiring knockouts are provided on back and end of housing. Ballast cover or reflector attaches with quarter turn fasteners; no tools required for ballast access.

- End plate doubles as coupler for continuous row mounts.
- Wide body accommodates three and four lamps across.



MOUNTING

Surface mount, chain hung, double stem. See end of chapter T02Strip for accessory mount kits.

LISTING

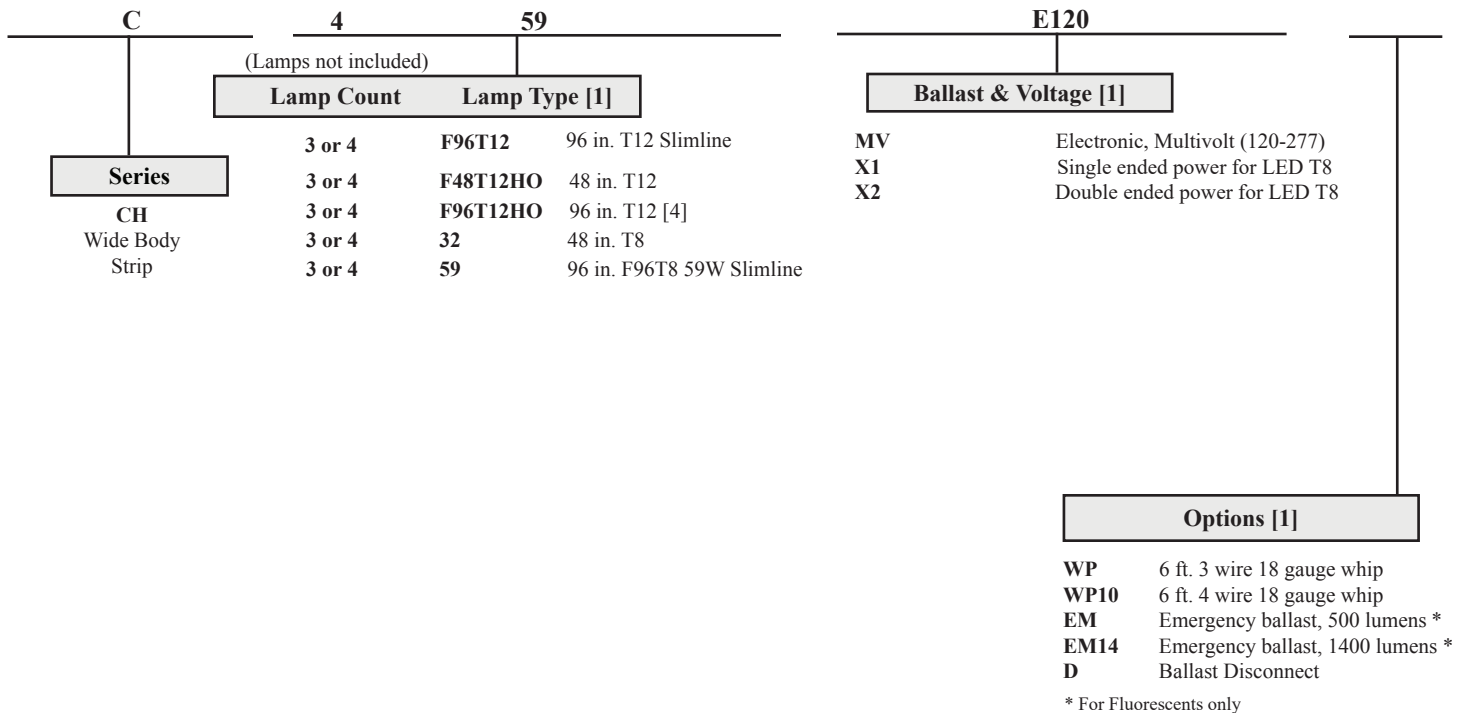
Fixture and Ballast: UL Listed.
X1LED UL Listed

TYPICAL OPTIONS AND ACCESSORIES

Emergency ballasts, whips, fuses, and wire guards. See options page at the end of the T02Strip section, or contact factory for more details.

ORDERING INFORMATION

Example: **CH 4 59 MV**



Notes

- [1] See end of T02Strip section for many additional lamps, ballasts, finishes, and options.
 [2] HiLume and LoLume ballasts available for T8 lamps only.
 [3] Standard magnetic T12 ballasts for 48in lamp drive a 34W energy saver. Specify electronic to drive 48in T12 34 or 40W lamp.
 [4] Standard magnetic ballasts for F96T12HO drive 95W energy saving lamp. Specify electronic to drive 95 or 110W lamp.

Catalog Number:
Notes:

Series CH

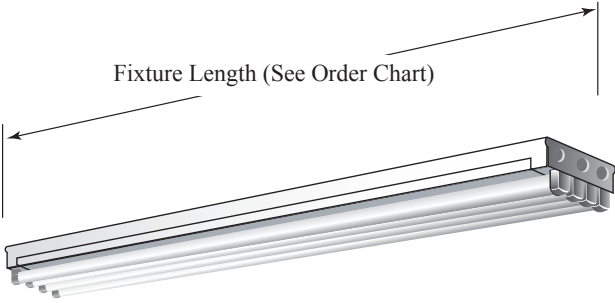
Wide Body Strip



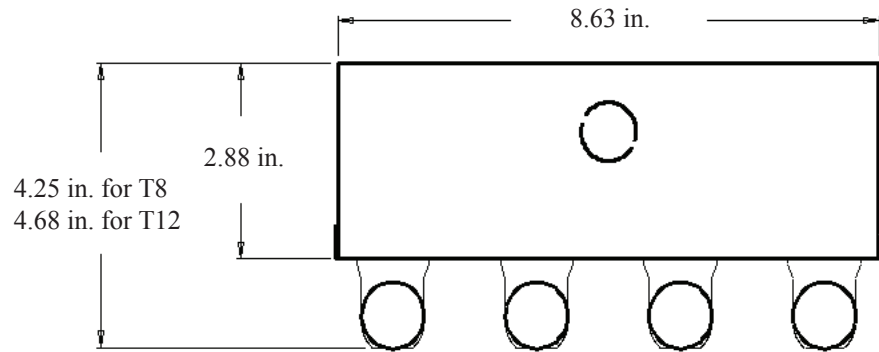
DIMENSIONS

All dimensions are inches. Specifications subject to change without notice.

Fixture Length (See Order Chart)



End View



Catalog Number:
Notes: